


REFERENCE	BT_2010_FR20_17_UK
DATE	5 th August 2010
SUBJECT	New rain light, powerbox check
PART	Rain light, XAP powerbox

1. New rain light


All the rain lights presenting the following defaults can be exchanged for free:

- Leds broken down as shown on the picture below:



- Plastic housing lost on track as shown below:

To see this screw means that the housing is missing




Housing lost on track

The new parts and their reliability have been improved on both aspects. To get a new rain light, your faulty one must be given back to your Renault Sport spare parts dealer.

Note: deadline for this offer: 30th of November, 2010.


2. Check of the XAP powerbox

The analog ground (coming from the ECU) and the physical ground (1) of the Powerbox are normally connected by a small internal resistance.



In some cases (ie. if you run when the ground behind the powerbox is loosen), this resistance can burn trying to derivate all the current to the analog ground of the ECU.

To know if your Powerbox is ok, you must check the resistance between the analog ground (pin #13) of the AS-Deutsch male connector and the ground which is behind the gearbox: the value must be next to 0.5Ω. If the value is really bigger or if there is no more resistance, the powerbox must be serviced to avoid any risk of failure. This service will be free of charge.



If your Powerbox shows this default, there is no risk to run with it until the ground wire at the back of the Powerbox is perfectly connected to the gearbox.

Note: the repair is quick but you must consider that XAP Electronique is on holiday until 30th of August.

Note: For the Eurocup Teams, the faulty Powerboxes can be collected by Renault Sport in Hockenheim after the WSR race meeting.