

REFERENCE	NI_2014_FR20_05_UK
DATE	March 3rd, 2014
SUBJECT	New tyre user manual, 2014 Eurocup technical regulations; PFC brake system using recommendations, dongle licence update, rear diffuser fences spacer

1. 2014 tyre user manual V2.1 chapter CONCERNED: All

A first draft of the 2014 User Manual V2.1 chapter F_TYRES is now available on the Renault Sport extranet. This tyre manual is now including the new S412 slick tyre data package.

S412 Pacejka models are also available on the extranet under ".TIR" format, which can be easily opened using Excel software.

2. 2014 Eurocup Technical Regulations CONCERNED: EURO CUP

The 2014 Formula Renault 2.0 Eurocup Technical Regulations are now available on the Renault Sport extranet in both French and English versions.

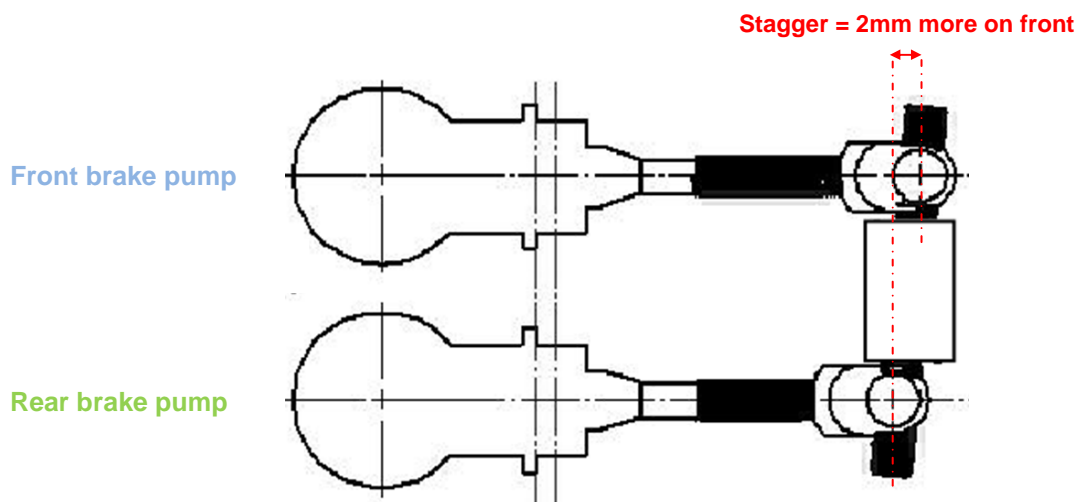
However, due to the several late changes, several amendments will be added to the 2014 Eurocup Technical Regulations regarding:

- New S412 slick tyres introduction
- Engine oil commercial name change
- New minimum car and race weight due to the new S412 slick tyre and PFC brake system introductions (refer to the EURO CUP 2014 INFO NOTE N°12)

3. PFC brake system using recommendations CONCERNED: All

a. Master cylinders setup



Renault Sport recommends running both front and rear brakes using the same size of master cylinder. The master cylinders will require stagger at rest: front push rod should be approximately 2mm longer than rear pushrod. This will ensure that the front brake is activated slightly before the rear.



Master cylinder setup at rest position

Warning: In the case you want to change the threaded pushrod of your master cylinder, you must take care to keep the genuine spacer washer, located behind the snap ring, linked to the related master cylinder. Indeed, the spacer washer (1) is matched to the master cylinder (2) in order to adjust the play in the assembly ensuring the brake pump to work properly. Spacer washers and master cylinders must not be mixed to guarantee a safe operation of the master cylinder.

Spacer washer and master cylinder are matched together



b. Disc cleaning

Grooves in the disc faces can be clogged by pad deposits, especially when using PFC 13 pads (see photo example below)



PFC 13 pad deposits clogging disc grooves

To prevent disc and pads from overwear, grooves should be kept clear from pad deposits regularly.

4. **New Pi Cosworth dongle licence update** **CONCERNED: All**

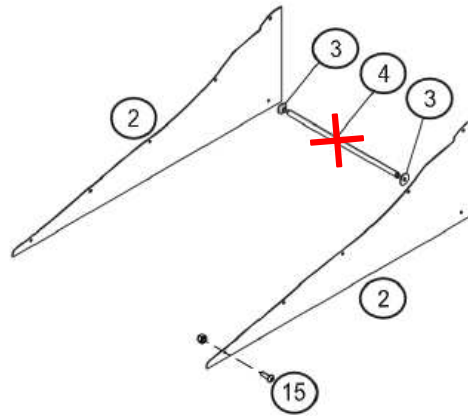
A new field update for Pi Cosworth dongles has been issued on the Renault Sport extranet, into the "Softwares/Pi Toolbox" folder.

5. Rear diffuser fences spacer **CONCERNED: All**

As detailed into the 2014 Formula Renault 2.0 nomenclature, we remind you that the spacer between fences of the rear diffuser is now forbidden on the car.

The parts listed below must be removed from the car:

- Rear diffuser fences spacer washers (mark 3) ref: 77 11 166 872
- Rear diffuser fences spacer (mark 4) ref: 77 11 166 871



Renault Sport Technical Dpt.